

XERO
TECHNOLOGY
ADVANCED 

XTA | 1.5 Recessed IP55

metric

40mm Wide (inc flanges
54mm) x 70mm High

imperial

1.574" Wide (inc flanges
2.125") x 2.755" High



Highly Configurable

All XTA products can be made with lit, or unlit, corners which provide the designer with a myriad of design options.



bend options



135°



cross 90°



tee 90°



custom



corner 90°



ceiling to wall

XERO TECHNOLOGY ADVANCED

XTA | I.5 Recessed IP55

ceramic LED light engines

LED technology has rapidly advanced over the last decade with criteria of quality & quantity of light, efficiency, life and cost. The XERAMIX™ philosophy is targeting performance well within nominal specification to create luminaires in a class of their own.



Multi configuration arrays

Xeramix light engines are available in 25mm, 100mm, 280mm and 560mm lengths. These lengths derive from Xero's linear fixture algorithm, resulting in the ability to manufacture any luminaire length within 1mm increments.



Industry First

Xero XTA and XTI profiles are all backed by an industry leading 10 year warranty


Drive current dipswitch

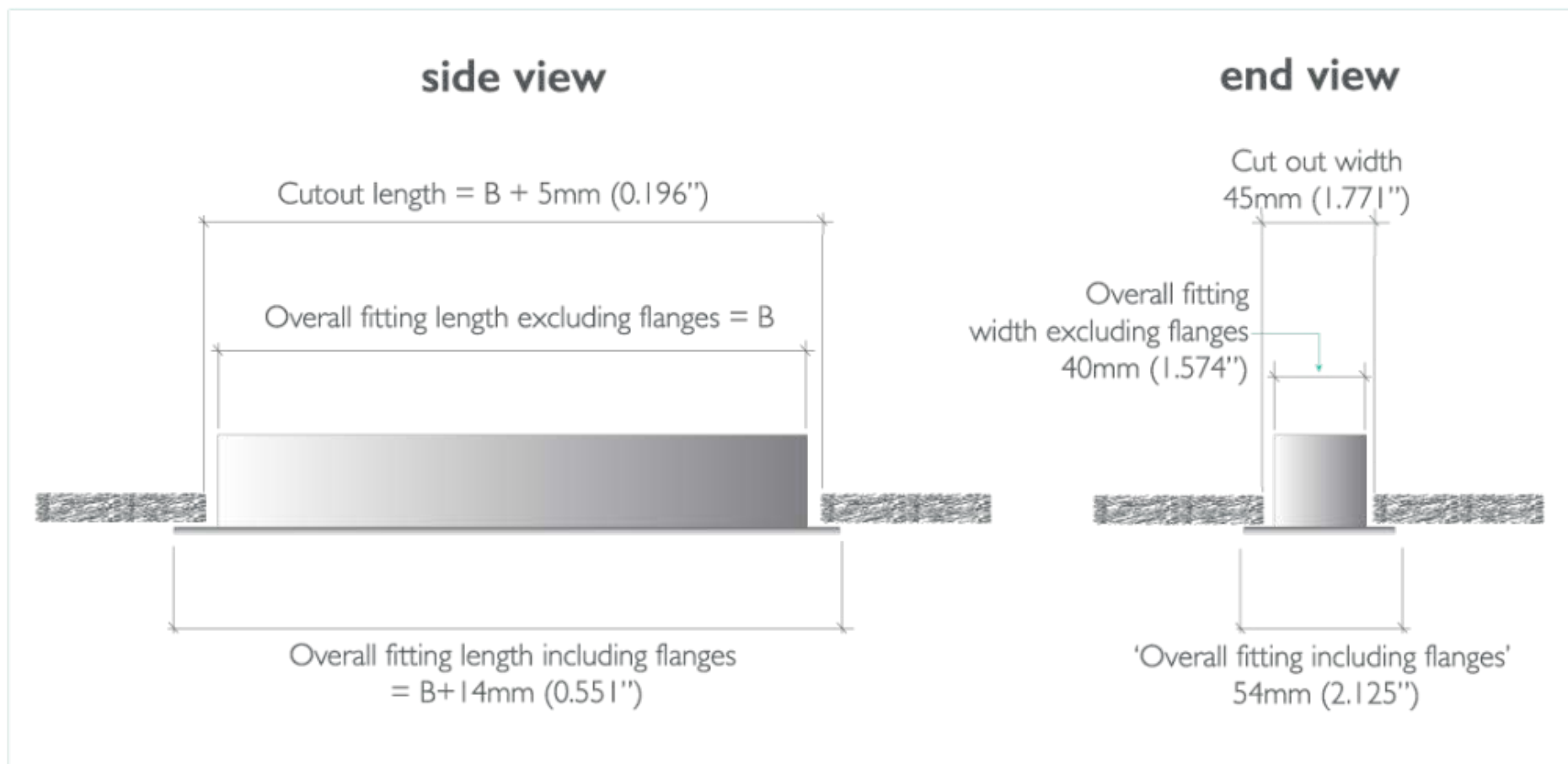
A simple switch configures the total luminaire wattage, lumen output and efficiency without the need to change components. Xeramix light engines have been engineered to support the broad range of drive currents.



Constant pitch, uniform light

LED pitch is maintained across multiple gear trays, creating a uniform 'dot free' appearance on the diffuser for a highly desirable, continuous 'ribbon of light'.





DATA TABLE

LED Engine	4ft Length 1120mm	Luminous Flux (Delivered Lumens)	LO 1900	HO 3500	
	Xeramix	CRI		80+	
	Lumen Maintenance:		114,000 Hours (L90 B10 @ 50°)		
Proformax	CRI:		90+		
	Lumen Maintenance:		82,000 Hours (L80 B10 @ 35°)		
Warranty	Xeramix		10 years		
	Proformax		7 years		
Electrical	Power Consumption		Between 20 and 45w/m		
	Voltage input range		120 – 277V		
	Control methods		Dimming options for white light: 0-10V, DALI, DMX Optional RGB / Sunset Dimming control DMX or DALI XI		
	Total harmonic distortion THD		9.8% max		
	Approvals		UL / CE / CCC / AS:NZS / EMC		
Physical	Dimensions		54 wide (with Flange 73mm) x 71mm high		
	Weight per metre		1.3kg (3lbs) average weight		
	Housing		Aluminium Extrusion with anodised or powder-coated finish		
	Downward diffuser		Frosted acrylic lens / Polycarbonate lens / microprism lens		
	Connections		Speed connect joining system with polarised electrical connection between sections		
	Compatible ceiling type		Suitable for drywall ceilings, metal pan, concrete, timber and T bar grid ceilings		
	Mounting		Gyprock clips as standard		
	Joiner options		Lit corner 90° / Cross 90° / Tee 90° / Straight 180° join		
	Operating temperatures		Xeramix = -25°C to 50°C (-13°F to 140°F) Proformax = -25°C to 35°C (-13°F to 95°F)		
	Environment		IP55 (Not in direct sunlight)		
	Minimum length adjustment		Xeramix = 1mm Proformax = 25mm		
	LED board types		Xeramix LED boards in 25 / 100 / 280 / 560mm lengths Zhaga compatible Proformax LED boards in 50 / 280mm / 560mm lengths Zhaga compatible		

PENDANT LENGTHS

DESCRIPTION	PENDANT LENGTHS										
luminaire length (B)	585	863.60	1143.00	1422.40	1701.80	1981.30	2260.60	2540.00	2819.40	3098.80	3378.20
inches (B)	23	34	45	56	67	78	89	100	111	122	133
'560 board multiples	1	1.5	2.0	2.5	3.0	3.5	4.0	4.5	5.0	5.5	6.0

CONTINUOUS LENGTHS

DESCRIPTION	CONTINUOUS RUNS										
total luminaire length (B)	3657.60	3937.00	4216.40	4495.80	4775.20	5054.60	5334.00	5892.80	5892.80	6172.20	6451.60
inches (B)	144	155	166	177	188	199	210	232	232	243	254
'560 board multiples	6.5	7	7.5	8.0	8.5	9.0	9.5	10.0	10.5	11.0	11.5

DESCRIPTION	CONTINUOUS RUNS										
total luminaire length (B)	3657.60	3937.00	4216.40	4495.80	4775.20	5054.60	5334.00	5892.80	5892.80	6172.20	6451.60
inches (B)	144	155	166	177	188	199	210	232	232	243	254
'560 board multiples	6.5	7	7.5	8.0	8.5	9.0	9.5	10.0	10.5	11.0	11.5

CUSTOM LENGTHS

CUSTOM LENGTHS
custom lengths are available in 0.0393701" [1mm] increments above the minimum pendant length of 23" [585mm]

Optical control

All XTA profiles come with many diffuser options for glare control in any application



polycarbonate




plexiglass



microprism

Accessories and options



sensors / daylight
harvesting



emergency packs

XTA | 1.5 Recessed IP55



The Xero Configurator allows you to design and build your customised lighting system. To ensure that your profile specifically caters to your project application follow the simple 8 step build process to obtain your unique DNA code. Select your profile, choose your colour, length, gear tray, output, colour temperature, mounting requirement and choose from the selection of extras

The X-Configurator can be accessed at xerolighting.com/xconfigurator

Project Specification Sheet

XTA 3.0 Beam

Name	Joe Smith
Company	Joe Smiths Company
Email	joesmith@joesmithcompany.com.au
Project	A very big project
Fitting Type	<input type="text" value="S1"/>

Series	XTA - Advanced
IP Rating	IP55
LED Board	Xeramix X1
Size	3.0 Inches Down / 1.5 inches Up
Shape	Beam
Light Output	Up / Down
Diffuser	Plexiglass Down / Parabolic Louver Up
Colour Temp	3000K Down / 5000K Up
Drive Current	Drive Current Down / Drive Current Up
Total Light	Total Light Down / Total Light Up
Total Power	Total Power Down / Total Power Up
Efficiency	Efficiency Down / Total Power Up

Copy and Paste into your project specification

SPECIFICATION TEXT
Copy and Paste into your project specification

Type xx - XXM Xero XTA | 3.0 Square with Micro Prism diffuser, Xeramix I LED light engine, 3000°K, 50°C ambient temperature, L90 B10 14 hour life, 275Ma drive current. Efficacy of 512 lumens per watt delivered. Fitting comes complete with Speed-Connect joining system, Con Seal end plates and Lumiseal. Wire suspended with rollerball suspension system.

RE - CONFIGURE THIS SPECIFICATION

This project specification sheet has been generated with X Configurator. Click below to reconfigure and generate a new specification sheet.

[Click to re-configure](#)

ADELAIDE | AUCKLAND | BRISBANE | CHRISTCHURCH | DUNEDIN | HONG KONG
 KUALA LUMPUR | SYDNEY | MELBOURNE | PERTH | USA | WELLINGTON

XEROLIGHTING.COM

to access the X-configurator please visit <https://xconfigurator.xerolighting.com/>

General enquiries

E headoffice@xerolighting.com W xerolighting.com

To get in touch with your local Xero

Distributor Visit [XEROContact](#)



The information contained within this specification sheet is for general information purposes only. While Xero aspires to keep the information up to date and correct, we make no representations or warranties of any kind about the accuracy, reliability, suitability or availability with respect to this information, products, services, or graphics contained in this specification sheet for any purpose.