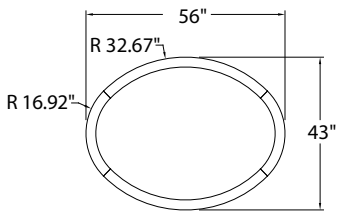
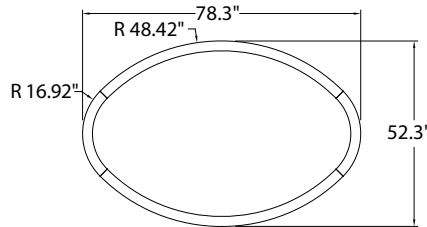




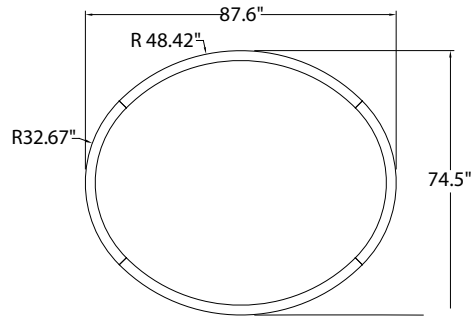
XTA | 2.0 Ellipse Recessed 56.1"
Run Length 155.8"



XTA | 2.0 Ellipse Recessed 78.3"
Run Length 205.3"



XTA | 2.0 Ellipse Recessed 87.6"
Run Length 254.8"



DATA TABLE

Optic Module LED Engine	Proformax	CRI	90+
		Lumen Maintenance	82,000 Hours
Warranty		7 years	
Dimensions		(Profile size 2.79" x 5.11") Ellipse sizes - 56.1" x 43" / 78.3" x 52.3" / 87.3" x 74.5"	
Weight		XTA 2.5 Ellipse Beam 56.1" (27.8lbs) / XTA 2.5 Ellipse Beam 78.3" (39.2lbs) / XTA 2.5 Ellipse Beam 87.6" (42.8lbs)	
IP Rating		IP20 (dry indoor application only)	
Compatible ceiling type		Suitable for (drywall) ceilings, metal pan, concrete, timber and T-bar grid ceilings	
Mounting		Wire suspensions, rod suspensions, surface mounting, ceiling mounting	

To create fully customisable variations of these profiles go to -

<https://xerolighting.com/products/xta-2-5-loop-slot/>

XTA | 2.5 Ellipse Beam

specification sheet