

XERO  
TECHNOLOGY  
ADVANCED 

## XTA | 1.5 Beam IP55

metric 40mm Wide x 117mm High

imperial 2.362" Wide x 4.606" High



## DATA TABLE

LED Engine	4ft Length 1120mm	Luminous Flux (Delivered Lumens)	LO 1900	HO 3500	
	Xeramix	CRI	80+		
		Lumen Maintenance:	114,000 Hours ( L90 B10 @ 50° )		
	Proformax	CRI:	90+		
		Lumen Maintenance:	82,000 Hours ( L80 B10 @ 35° )		
<b>Warranty</b>	Xeramix	10 years			
	Proformax	7 years			
<b>Electrical</b>	Power Consumption	Between 20 and 45w/m			
	Voltage input range	120 – 277V			
	Control methods	Dimming options for white light: 0-10V, DALI, DMX Optional RGB / Sunset Dimming control DMX or DALI XI			
	Total harmonic distortion THD	9.8% max			
	Approvals	UL / CE / CCC / AS:NZS / EMC			
<b>Physical</b>	Dimensions	40 x 117mm			
	Weight per metre	5.6kg (12lbs) average weight			
	Housing	Aluminium Extrusion with anodised or powdercoated finish			
	Downward diffuser	Frosted acrylic lens / Polycarbonate lens / microprism lens			
	Connections	Polarised electrical connection between gasket section joins			
	Compatible ceiling type	Suitable for gyprock (drywall) ceilings, metal pan, concrete, timber and T-bar grid ceilings			
	Mounting	Field adjustable rollerball wire suspensions / rod suspensions / wall mounting / surface mount			
	Joiner options	(Unlit Joins) Corner 90° / Cross 90° / Tee 90° / Straight 180° join			
	Operating temperatures	Xeramix = -25°C to 50°C (-13°F to 140°F) Proformax = -25°C to 35°C (-13°F to 95°F)			
	Environment	IP55 (Not in direct sunlight)			
	Minimum length adjustment	Xeramix = 1mm Proformax = 25mm			
	LED Board types	Xeramix LED boards in 25 / 100 / 280 / 560mm lengths Zhaga compatible Proformax LED boards in 50 / 280mm / 560mm lengths Zhaga compatible			

## PENDANT LENGTHS

DESCRIPTION	PENDANT LENGTHS										
total luminaire length in mm	590	870	1150	1430	1710	1990	2270	2550	2830	3110	3390
total luminaire length in inches	23	34	45	56	67	78	89	100	111	122	133
'560 board multiples	1	1.5	2.0	2.5	2.0	3.5	4.0	4.5	5.0	5.5	6.0

## CONTINUOUS LENGTHS

DESCRIPTION	CONTINUOUS RUNS										
total luminaire length in mm	3670	3950	4230	4790	5070	5350	5630	5910	6190	6470	6750
total luminaire length in inches	144	155	166	177	188	199	210	232	243	254	265
'560 board multiples	6.5	7	7.5	8.0	8.5	9.0	9.5	10.0	10.5	11.0	11.5

DESCRIPTION	CONTINUOUS RUNS										
total luminaire length in mm	7030	7310	7590	7870	8150	8430	8710	8990	9270	9550	9830
total luminaire length in inches	276	287	298	309	320	331	342	353	364	375	386
'560 board multiples	12.0	12.5	13.0	13.5	14.0	14.5	15.0	15.5	16.0	16.5	17.0

DESCRIPTION	CONTINUOUS RUNS										
total luminaire length in mm	10110	10390	10670	10950	11230	11510	11790	12070	12350	12630	12910
total luminaire length in inches	397	408	419	430	441	452	463	474	485	496	507
'560 board multiples	17.5	18.0	18.5	19.0	19.5	20.0	20.5	21.0	21.5	22.0	22.5

DESCRIPTION	CONTINUOUS RUNS										
total luminaire length in mm	13190	13470	13750	14030	14310	14590	14870	15150	15430	15710	15990
total luminaire length in inches	518	529	540	551	562	573	584	595	606	617	628
'560 board multiples	23.0	23.5	24.0	24.5	25.0	25.5	26.0	26.5	27.0	27.5	28.0

DESCRIPTION	CONTINUOUS RUNS										
total luminaire length in mm	16270	16550	16830	17110	17390	17670	17950	18230	18510	18790	19070
total luminaire length in inches	639	650	661	672	683	694	705	716	727	738	749
'560 board multiples	28.5	29.0	29.5	30.0	30.5	31.0	31.5	32.0	32.5	33.0	33.5

### CUSTOM LENGTHS

Custom lengths for Xeramix are available in 0.0393701" [1mm] increments above the minimum pendant length of 23" [590mm]

Custom lengths for Proformax are available in 0.984252" [25mm] increments above the minimum pendant length of 23" [590mm]

XERO TECHNOLOGY ADVANCED


XTA | I.5 Beam IP55  
indoor series IP20



This truly unique innovation adopts our revolutionary cam lock for quick and simple 'single person' installation. The system is also 'future proofed' by having the ability to easily upgrade as LED technology rapidly



**Toolless installation**

The ease of speed without screws, tools or lost components whilst also avoiding accidental damage potentially caused by screwdrivers.



**Cam lock**

Ingenious patented locking cam allows for ease of installing and removing the complete gear tray. This allows for both simple maintenance but also upgrading in the future.



# Highly Configurable

All XTA products can be made with lit, or unlit, corners which provide the designer with a myriad of design options.



## bend options



135°



cross 90°



tee 90°



custom



corner 90°



ceiling to wall



XTA | 1.5 Beam IP55  
indoor series IP20

# Optical control

All XTA profiles come with many diffuser options for glare control in any application



polycarbonate




plexiglass



microprism

# Accessories and options



sensors / daylight  
harvesting



emergency packs

---

**General enquiries**

E [headoffice@xerolighting.com](mailto:headoffice@xerolighting.com) W [xerolighting.com](http://xerolighting.com)  
To get in touch with your local Xero  
Distributor visit [xerolighting.com/contact](http://xerolighting.com/contact)



The information contained within this specification sheet is for general information purposes only. While Xero aspires to keep the information up to date and correct, we make no representations or warranties of any kind about the accuracy, reliability, suitability or availability with respect to this information, products, services, or graphics contained in this specification sheet for any purpose.