




**XERO**  
Linear Lighting Systems

**iD55**

**XTA | 2.5 Loop Slot**



# XTA | 2.5 Loop Slot IP55

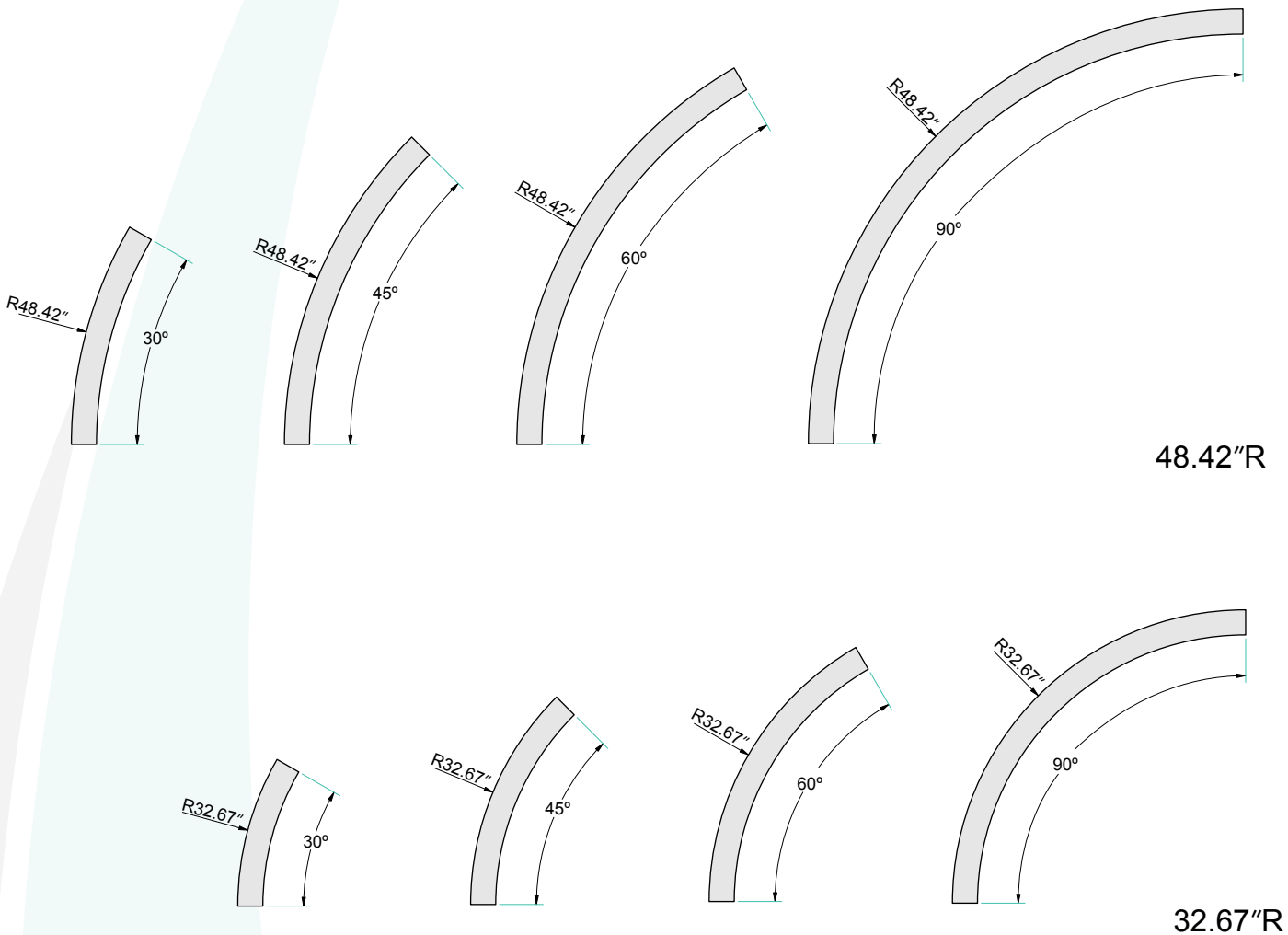


## Data Table

<b>Output</b>	CRI	90+
<b>Warranty</b>	Proformax S	7 years
<b>Electrical</b>	Voltage input range	120 – 277V
	Control methods	Dimming options for white light: 0-10V
	Total harmonic distortion THD	<10% max
	Approvals	UL / CE / CCC / AS:NZS / EMC
<b>Physical</b>	Dimensions	2.79" Wide x 3.93" High
	Weight	9.03 Lbs weight per metre
	Housing	Aluminium extrusion with powder-coated finish: Standard powder-coated colours are: White / black and silver. Custom powder-coat on request
	Diffuser	Frosted acrylic lens
	Accessories	Emergency packs
	Connections	Polarised electrical connection between sections sections
	Compatible ceiling type	Suitable for (drywall) ceilings, metal pan, concrete, timber and T-bar grid ceilings
	Mounting	Field adjustable rollerball wire suspensions / rod suspensions
	Bend Radii	16.92"R / 32.07"R / 48.42"R as standard with custom radii available
	Endplate Options	Conseal flat endplates with gasket section joins
	Operating temperatures	ProformaxS – (-13°F to 95°F)
	Environment	(Direct) IP55 (Indirect) IP50 (Not in direct sunlight for both direct and indirect)
	Minimum length adjustment	5.51"
LED Board types	ProformaxS boards in 5.51" / 11.02" / 22.05" lengths Zhaga compatible	

# XTA | 2.5 Loop Slot IP55

## Standard Bend Options

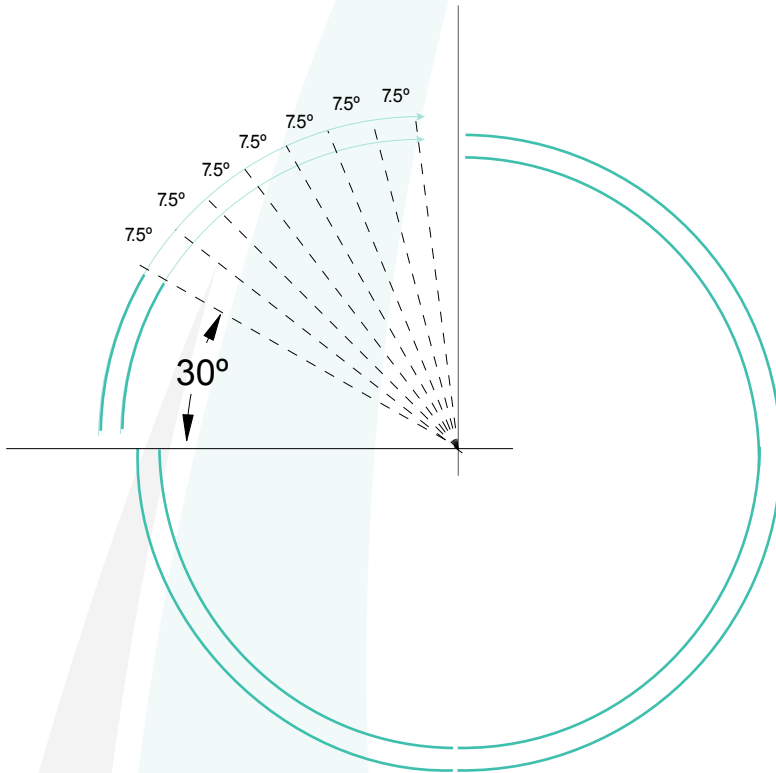


\*Other custom radii available on request

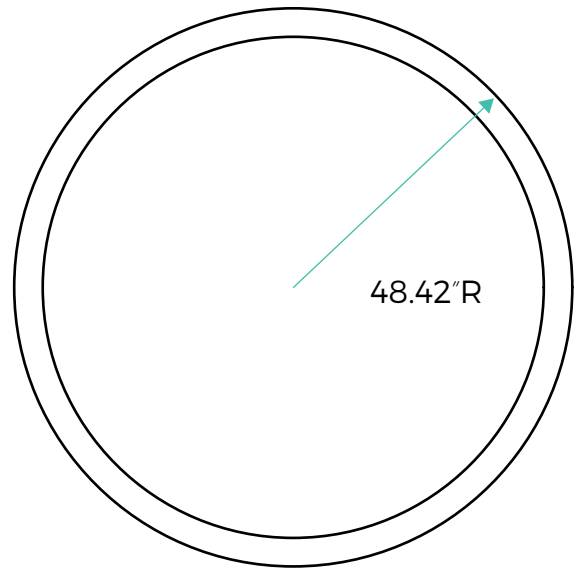
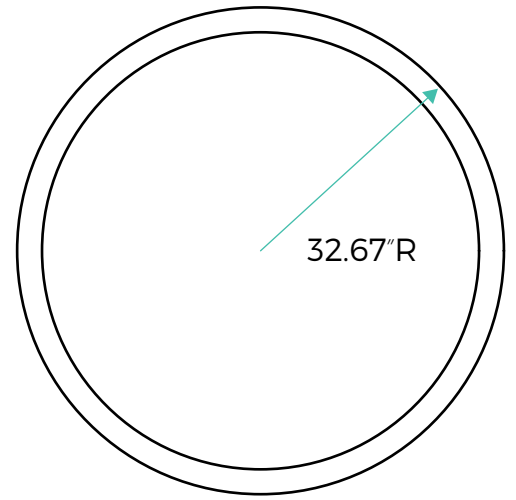
All radii bends can have integral drivers provided they join a straight section or are  $\geq 48.42"R$

# XTA | 2.5 Loop Slot IP55

## Standard Arc Options



Minimum 30° segment  
then each segment can be  
increased in 7.5° increments  
Arc segments below  
48.42"R have remote drivers




Other options available on request

## XTA | 2.5 Loop Slot IP55

### Some examples of Shapes and Sizes

The LOOP series has the ability to form myriad of shapes and sizes from simple curved corners to the most complex configuration only limited by your imagination.

Note: Joins for IP55 versions are unlit



NOTE: All of the above examples have been designed using standard radii


## XTA | 2.5 Loop Slot IP55

### Install Template

Xero Loop profiles come with mounting templates that allow for easy installation.

The template should be assembled on the floor and the position in the room checked against the reflected ceiling plan then suspension positions should be laser transferred to the ceiling for accurate positioning before installing. Individual sections 'click' together to create an exact template of the actual luminaire.

Ease of installation is just another standard from the leader in linear lighting innovation.



Shape illustrated is an example only.  
Templates are supplied for all individual designs and shapes