

hyper Loop™

a new dimension in curved lighting



















HyperLoop Beam Series

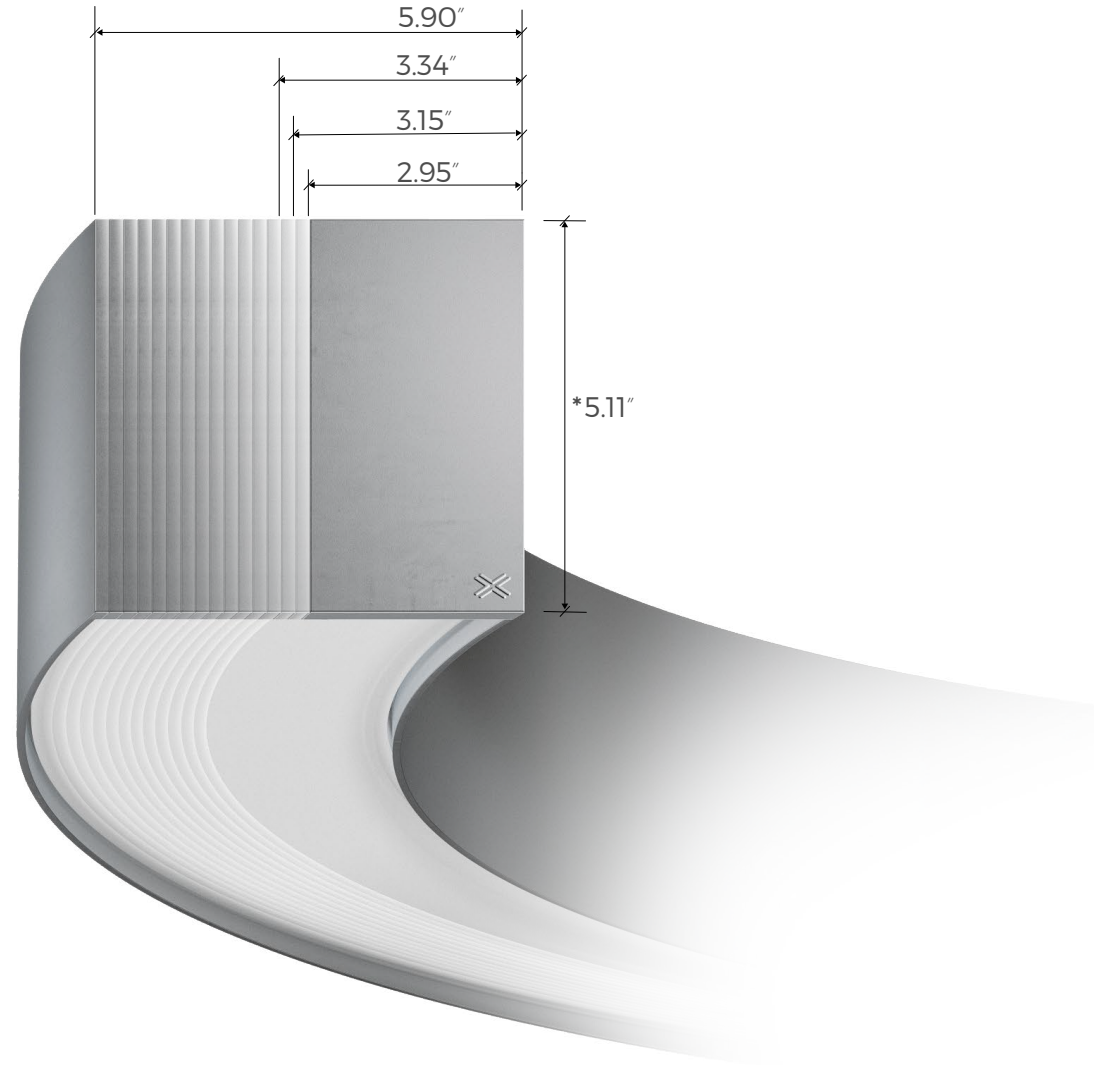


Available in 16 profile widths from 2.95" to 5.90"
(in 0.19" increments)

hyper
Loop™ | 16 profile widths

 2.95"	HyperLoop Beam 3.0	 4.52"	HyperLoop Beam 4.6
 3.15"	HyperLoop Beam 3.2	 4.72"	HyperLoop Beam 4.8
 3.34"	HyperLoop Beam 3.4	 4.92"	HyperLoop Beam 5.0
 3.54"	HyperLoop Beam 3.6	 5.11"	HyperLoop Beam 5.2
 3.74"	HyperLoop Beam 3.8	 5.31"	HyperLoop Beam 5.4
 3.94"	HyperLoop Beam 4.0	 5.51"	HyperLoop Beam 5.6
 4.13"	HyperLoop Beam 4.2	 5.70"	HyperLoop Beam 5.8
 4.33"	HyperLoop Beam 4.4	 5.90"	HyperLoop Beam 6.0

*Note: Height remains at 5.11"



hyper
Loop™

XERO
Linear Lighting Systems

DATA TABLE

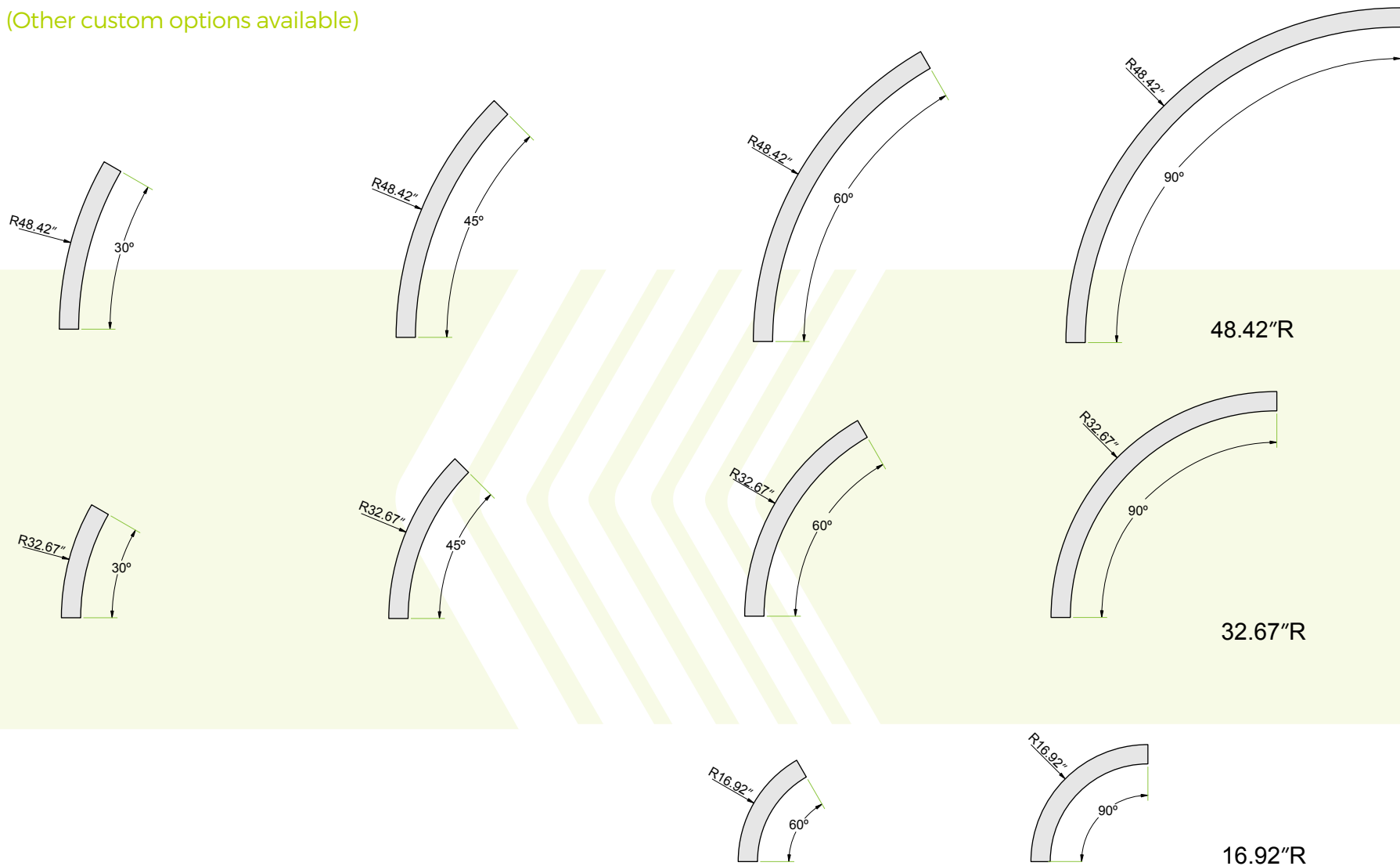
Output	44.09"	Luminous Flux (Delivered Lumens)	HO 3500
	Proformax	CRI: Lumen Maintenance:	90+ L80 B20 89,000Hours @ 77°F
Warranty	Proformax S	7 years	
Electrical	Power Consumption	Between 6.1 and 13.7W/f	
	Voltage input range	240V	
	Control methods	0-10 volts / Dali control gear / DSi compatible / DMX / Dimmer switch / Constant light output / Motion sensor / Ripple Free / Bluetooth mesh / Casambi control wireless system	
	Total harmonic distortion THD	9.8% max	
	Approvals	UL / AS:NZS / EMC	
Physical	Dimensions (height and width)	2.95" - 5.90" Wide (in 0.19" increments) x 5.11" High	
	Weight per foot	2.95" = 3.64lbs, 3.15" = 3.71lbs, 3.34" = 3.78lbs, 3.54" = 3.85lbs, 3.74" = 3.92lbs 3.93" = 4.0lbs, 4.13" = 4.06lbs, 4.33" = 4.14lbs, 4.52" = 4.20lbs, 4.72" = 4.28lbs 4.92" = 4.35lbs, 5.11" = 4.42lbs, 5.31" = 4.49lbs, 5.51" = 4.56lbs, 5.70" = 4.63lbs, 5.90" = 4.70lbs	
	Housing	Aluminium Extrusion with powder-coated finish: Black / White Texture, Silver, (or) optional selected powder-coated finishes	
	Diffuser	Frosted acrylic lens	
	Connections	Speed connect joining with polarised electrical connection between sections	
	Compatible ceiling type	Suitable for drywall ceilings, metal pan, concrete, timber and T bar grid ceilings	
	Mounting	Field adjustable rollerball suspension / rod suspension	
	Joiner options	Lit corner 90° / Cross 90° / Tee 90° / Straight 180° join	
	Bend Radii	16.92"R / 32.67"R / 48.42"R as standard with custom radii available	
	Operating temperatures	Proformax S = (-13°F to 95°F)	
	Environment	Dry indoor applications only	
	Minimum length adjustment	Proformax S = 5.51"	
	LED Board types	Proformax S LED boards in 5.51" / 11.02" / 22.04" Zhaga compatible	
	Accessories	Various connection shapes available	
	Configurations	Up / Down / Up and Down	
Emergency Packs	Spitfire emergencies / Back up battery packs available		

For photometric data and specification information refer to xerolighting.com/xconfigurator



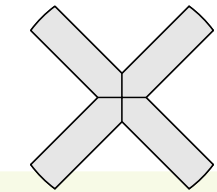
Standard Bend Options

(Other custom options available)

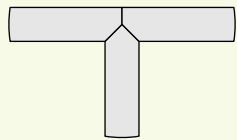


Standard Connections


(Other custom options available)



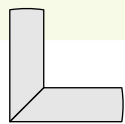
X - join



T - join

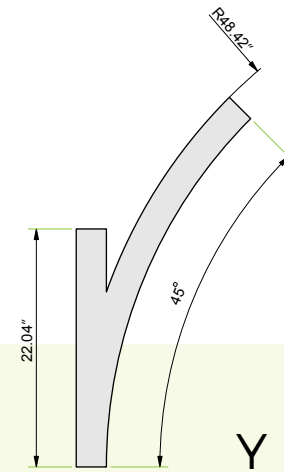
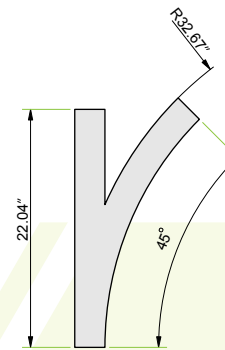
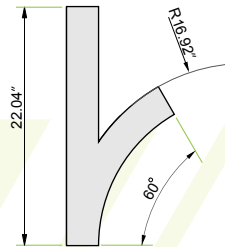


180° - join

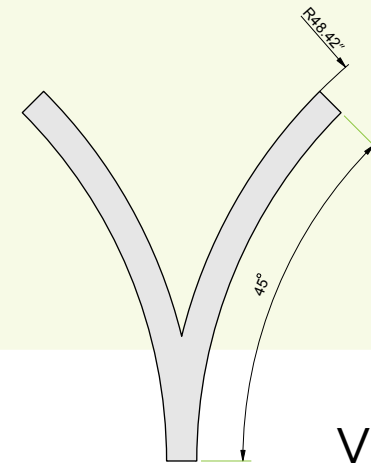
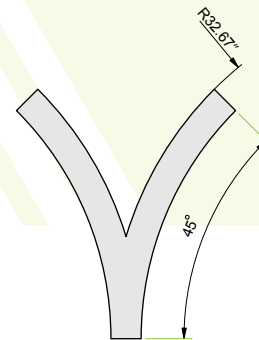
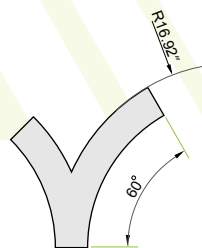


90° - join

Joiners



Y Bends

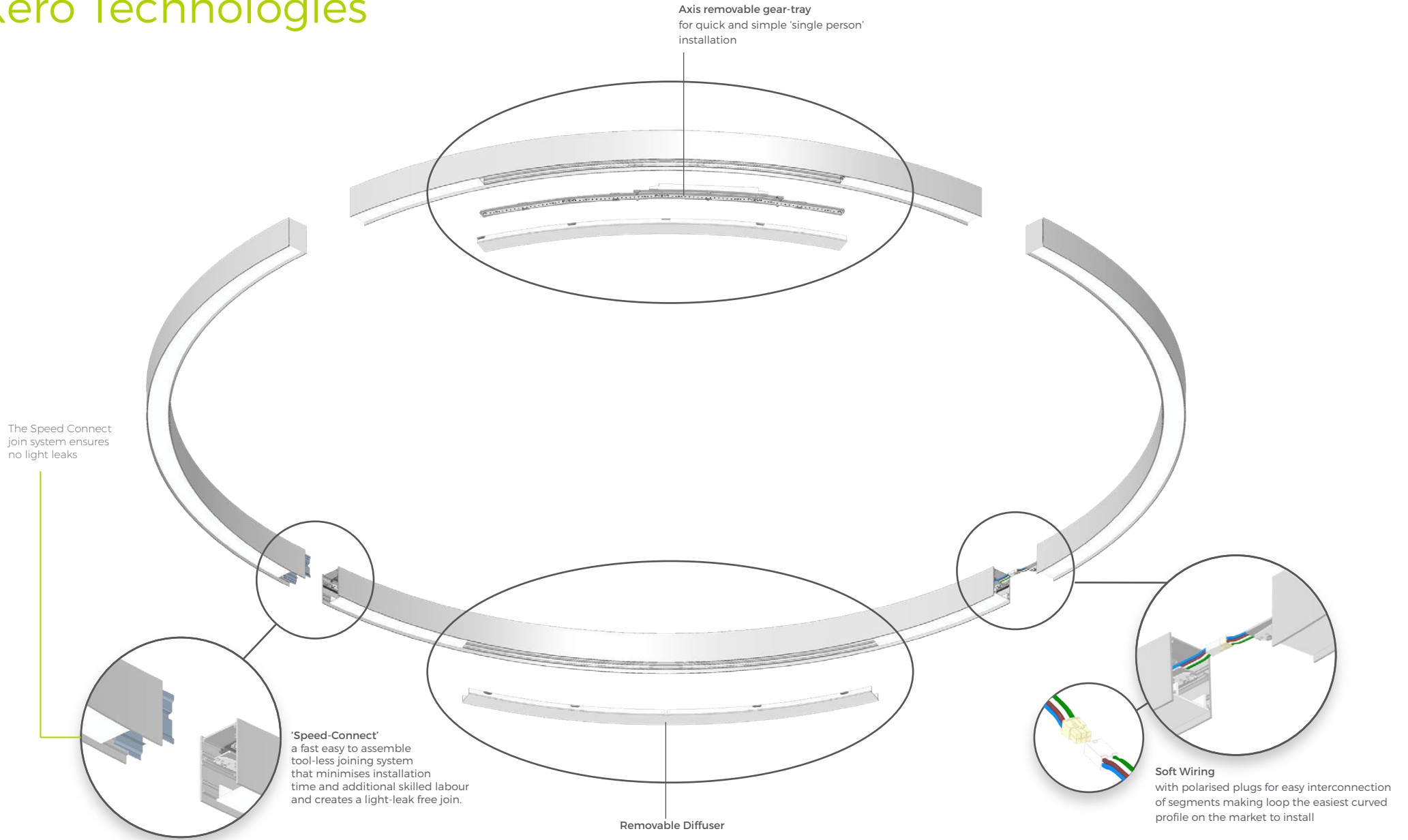


V Bends

other options available on request




Xero Technologies



Examples of possible shapes using standard straights, bends & joiners

The HyperLoop series has the ability to form myriad of shapes and sizes from simple curved corners to the most complex configuration only limited by your imagination



NOTE: All of the above examples have been designed using standard radii



HyperLoop Installation template

Xero HyperLoop profiles come with the mounting templates that allow for easy installation. The template should be assembled on the floor and the position in the room checked against the reflected ceiling plan then suspension positions should be laser transferred to the ceiling for accurate positioning before installing. Individual sections 'click' together to create an exact template of the actual luminaire. Ease for installation is just another standard from the leader in linear lighting innovation.



Shape illustrated is an example only.
Templates are supplied on projects that contain arc bends for individual designs and shapes

 Watch installation video
xerolighting.com/LOOPtemplates

General Enquiries

P: +61 2 8599 9788

E: headoffice@xerolighting.com

W: xerolightingusa.com

For you nearest local Xero Specification Consultant
go to xerolightingusa.com/contact

hyper
Loop™

XERO
Linear Lighting Systems