XTA | 2.0 Beam | IP20 ORDER GUIDE

XERO Linear Lighting Systems

XERO TECHNOLOGY ADVANCED

Project Name:

Qty Type:

Product Code:





BUY AMERICAN ACT BAA COMPLIANT

LINEAR OPTIK OPTION

LOW UGR OPTION

ADVANCED INDUSTRY BEST 7 YEAR WARRANTY

DOWN DISTRIBUTION OPTIONS

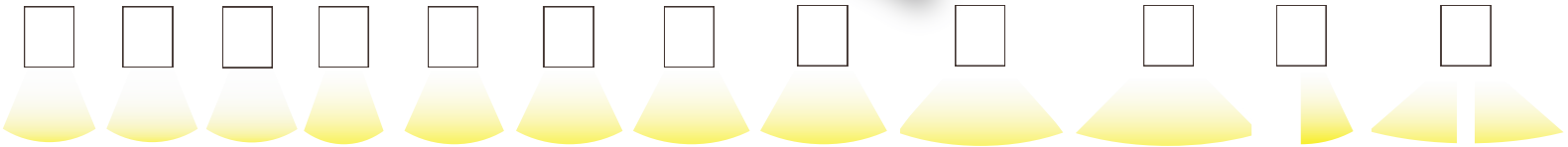

AU Acrylic ULTRA	**PU** Polycarbonate ULTRA	**LU** Low UGR	**OLL-40** Linear OPTIK 40° Beam	**OLL-60** Linear OPTIK 60° Beam	**OLL-70** Linear OPTIK 70° Beam	**OLL-90** Linear OPTIK 90° Beam	**OLL-110** Linear OPTIK 110° Wide Beam	**OLL-145** Linear OPTIK 145° Extra Wide Beam	**OLL-165** Linear OPTIK 165° Extra Wide Beam	**OLL-A** Linear OPTIK Asymmetric Beam	**OLL-DA** Linear OPTIK Double Asymmetric Beam

UP DISTRIBUTION OPTIONS

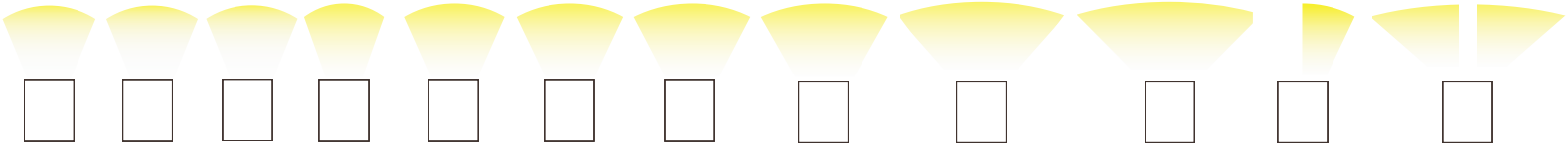

AU Acrylic ULTRA	**PU** Polycarbonate ULTRA	**LU** Low UGR	**OLL-40** Linear OPTIK 40° Beam	**OLL-60** Linear OPTIK 60° Beam	**OLL-70** Linear OPTIK 70° Beam	**OLL-90** Linear OPTIK 90° Beam	**OLL-110** Linear OPTIK 110° Wide Beam	**OLL-145** Linear OPTIK 145° Extra Wide Beam	**OLL-165** Linear OPTIK 165° Extra Wide Beam	**OLL-A** Linear OPTIK Asymmetric Beam	**OLL-DA** Linear OPTIK Double Asymmetric Beam

ORDER CODE

XERO	TA	20	B	20	DN												
1	2	3	4	5	6	7	8	9	10	11	12	13	14	15	16	17	18

ORDERING CODE EXAMPLE:

XERO	TA	20	B	20	DN	AU	35	NA	NA	CS	UN	520	NA	TB	WS6	SN	2'
1	2	3	4	5	6	7	8	9	10	11	12	13	14	15	16	17	18

POSITION 1 - BRAND: XERO

2. SERIES

TA	XTA Series

3. SIZE

20	2.0" Profile

4. SHAPE

B	Beam

5. IP RATING

20	IP20 - Indoor Use

6. DISTRIBUTION

DN	Down
UP	Uplight
UD	Uplight and Downlight

7. DIFFUSER/OPTICS - DOWN

AU	Acrylic ULTRA (IK08)
PU	Polycarbonate ULTRA (IK10)
LU	Low UGR diffuser
OLL-40	Linear OPTIK 40° Beam
OLL-60	Linear OPTIK 60° Beam
OLL-70	Linear OPTIK 70° Beam
OLL-90	Linear OPTIK 90° Beam
OLL-110	Linear OPTIK 110° Wide Beam
OLL-145	Linear OPTIK 145° Extra Wide Beam
OLL-165	Linear OPTIK 165° Extra Wide Beam
OLL-A	Linear OPTIK Asymmetric Beam
OLL-DA	Linear OPTIK Double Asymmetric Beam
NA	None

* All distribution options are shown above with the code under the representative image

8. CCT - DOWN

30	3000K Warm White / CRI 90
35	3500K Neutral White / CRI 90
40	4000K Cool White / CRI 90
RS	Proformax RGBW
TW	Tunable White (2700K - 6500K)
NA	None

9. DIFFUSER/OPTICS - UP

AU	Acrylic ULTRA (IK08)
PU	Polycarbonate ULTRA (IK10)
OLL-40	Linear OPTIK 40° Beam
OLL-60	Linear OPTIK 60° Beam
OLL-70	Linear OPTIK 70° Beam
OLL-90	Linear OPTIK 90° Beam
OLL-110	Linear OPTIK 110° Wide Beam
OLL-145	Linear OPTIK 145° Extra Wide Beam
OLL-165	Linear OPTIK 165° Extra Wide Beam
OLL-A	Linear OPTIK Asymmetric Beam
OLL-DA	Linear OPTIK Double Asymmetric Beam
NA	None

* All distribution options are shown above with the code under the representative image

10. CCT - UP

30	3000K Warm White / CRI 90
35	3500K Neutral White / CRI 90
40	4000K Cool White / CRI 90
RS	Proformax RGBW
TW	Tunable White (2700K - 6500K)
NA	None

11. DRIVER

ND	Non-Dimmable Fixed Output
A0	0-10V Dimming
CS	Casambi Wireless
D6	DALI DT6
D8	DALI DT8

12. VOLTAGE

UN	120-277VAC Universal
23	230VAC
347	*347V

347V may not be available in all configurations

13. LUMEN OUTPUT - DOWN

520	520 Lumens per foot
880	880 Lumens per foot
1080	1080 Lumens per foot
1280	1280 Lumens per foot
1450	1450 Lumens per foot
NA	None

14. LUMEN OUTPUT - UP

520	520 Lumens per foot
880	880 Lumens per foot
1080	1080 Lumens per foot
1280	1280 Lumens per foot
1450	1450 Lumens per foot
NA	None

15. BODY COLOR

TB	Texture Black
TW	Texture White
SV	Silver Kinetic Pearl
CC	*Custom Color

*See xerolightingusa.com/color-selector/

16. MOUNTING

WS6	Wire Suspension 6'
WS13	Wire Suspension 13'
RD3	Rod Suspension / stem mount 3'
RD6	Rod Suspension / stem mount 6'
RDxx	Rod Suspension / stem mount custom length. (Up to 7' maximum lengths (in inches))
WB	Wall Block / Wall Mount
WD	Wall Direct Fix

17. OPTIONS

ET	*Integral Emergency Battery Pack
24	24 hour switch emergency circuit
DL	LED Downlight
SN	Sensor
RM	Remote Driver
NA	No Additional Options
X4	5" ceiling canopy

*Minimum length for emergency pack is 45.079"
Emergency circuit and Night Light options are available.

18. LENGTH

2'	2' = 1' 11.031"
3'	3' = 2' 10.055"
4'	4' = 4' 2.591"
5'	5' = 5' 1.614"
6'	6' = 6' 0.638"
7'	7' = 6' 11.661"
8'	8' = 7' 10.685"
9'	9' = 8' 9.709"
10'	10' = 10' 2.244"
XX	Custom in xx" Increments
PAT	Pattern

XERO Linear Lighting Systems

Xero Linear Lighting Systems USA

General Inquiries
E: usasales@xerolighting.com
P: 480 999 1440
W: xerolightingusa.com

LIGHT SOURCE

Long life name brand LED chips and boards to ensure the highest quality while providing even and smooth illumination throughout our luminaires.
Xero luminaires are available in 3000K, 3500K, and 4000K color temperature as well as White Color Tuning (2700-6500K) and RGBW. 90 CRI available in all CCT options. Custom options on request.

LUMEN MAINTENANCE

The name-brand mid-power LEDs are projected to maintain 80% (L80) of their initial output for 80,000+ hours.

CONSTRUCTION

The housings are constructed of (6063T5) extruded aluminum. Our internal joiner system is designed to the highest standards to ensure our precision cut housings align and fit tightly without light leak. Our precision fitting end caps are constructed out of CNC machined aluminum, and have no visible screws.

FINISH

Polyester powder, low gloss textured paint finish applied after a multi-stage pretreatment. Standard luminaire finishes include white, silver, and black.Custom color options are available.
Consult factory or visit xerolightingusa.com/color-selector/ for more information.

CORNERS

Precision mitered and seam-welded corners are fully illuminated.

PATTERN GUIDE

W. PATTERN		X. TOTAL FEET OF PATTERN		Y. PATTERN CODE		Z. PATTERN ORIENTATION	
Pattern	PAT	“Enter length of each segment in pattern separated by an x”	AxB AxBxC	L Pattern Square or Rectangle T Pattern U Pattern X Pattern Z Pattern Custom Pattern - Sketch or Drawing Required (On sketch page attached)	L S T U X Z C	Horizontal Custom Pattern - Sketch or Drawing Required (On sketch page attached)	H C

NOTES

Dimensions for patterns are based on outside dimensions of the pattern.

Patterns in all cases will require a signed-off submittal prior to release of an order.

For patterns created against walls, the layout will be created using inside wall dimensions from drawings received.

PAT	12X24	L	H
W	X	Y	Z

PAT

Above code gets entered in “PAT” (section 15) LENGTH field of ordering guide.

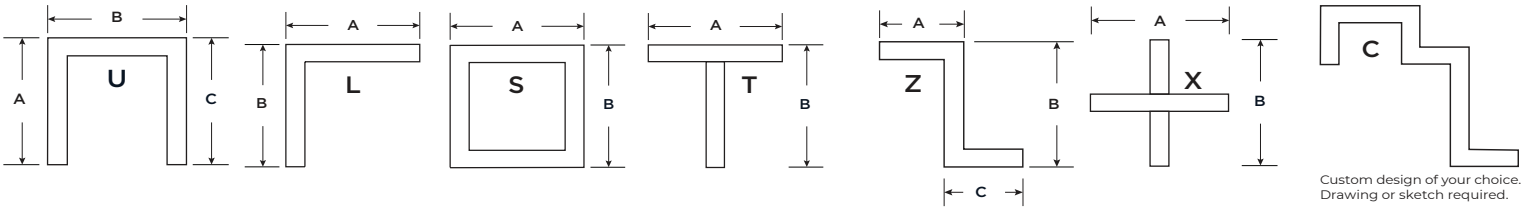

CONTINUOUS RUN ORDER GUIDES

Please use the following run guides for fixture ordering. If your product will require a submittal, our in-house Application Engineering Team will work closely with you on your project.

LINEAR LUMINAIRE OVERALL LENGTHS SCHEDULE

Nominal Length	Run Length in Inches	Run Length in Feet & Inches
2	23.031	1' 11.031"
3	34.055	2' 10.055"
4	50.591	4' 2.591"
5	61.614	5' 1.614"
6	72.638	6' 0.638"
7	83.661	6' 11.661"
8	94.685	7' 10.685"
9	105.709	8' 9.709"
10	122.244	10' 2.244"
11	133.268	11' 1.268"
12	144.291	12' 0.291"
13	155.315	12' 11.315"
14	166.339	13' 10.339"
15	177.362	14' 9.362"
16	193.898	16' 1.898"
17	204.921	17' 0.921"
18	215.945	17' 11.945"
19	226.969	18' 10.969"
20	237.992	19' 9.992"
21	254.528	21' 2.528"
22	265.551	22' 1.551"
23	276.575	23' 0.575"
24	287.598	23' 11.598"
25	298.622	24' 10.622"

LINEAR LUMINAIRE OVERALL LENGTHS SCHEDULE

Nominal Length	Run Length in Inches	Run Length in Feet & Inches
26	309.646	25' 9.646"
27	326.181	27' 2.181"
28	337.205	28' 1.205"
29	348.228	29' 0.228"
30	359.252	29' 11.252"
31	370.276	30' 10.276"
32	381.299	31' 9.299"
33	397.835	33' 1.835"
34	408.858	34' 0.858"
35	419.882	34' 11.882"
36	430.906	35' 10.906"
37	441.929	36' 9.929"
38	458.465	38' 2.465"
39	469.488	39' 1.488"
40	480.512	40' 0.512"
41	491.535	40' 11.535"
42	502.559	41' 10.559"
43	513.583	42' 9.583"
44	530.118	44' 2.118"
45	541.142	45' 1.142"
46	552.165	46'0.165"
47	563.189	46' 11.189"
48	574.213	47' 10.213"
49	590.748	49' 2.748"
50	601.772	50' 1.772"

OPTICS

Snap in, acrylic ultra, polycarbonate ultra, low glare UGR, or linear optic lenses with beam distributions available.

DRIVERS

Dimming options are available down to 1% depending on driver selection. Non-dimmable fixed output is also available.

EMERGENCY

Integral factory-installed emergency battery packs are available.

LUMINAIRE WEIGHT

Standard configuration runs are 4.47 lb per foot

Custom Design Sketch

