XTA | 2.0 Recessed | IP20 | ORDER GUIDE

XERO Linear Lighting Systems

XERO TECHNOLOGY ADVANCED

Project Name:

Qty Type:

Product Code:



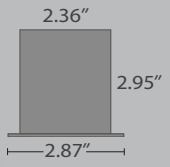

BUY AMERICAN ACT BAA COMPLIANT

LINEAR OPTIK OPTION

LOW UGR OPTION

ADVANCED INDUSTRY BEST 10 YEAR WARRANTY

DISTRIBUTION OPTIONS*

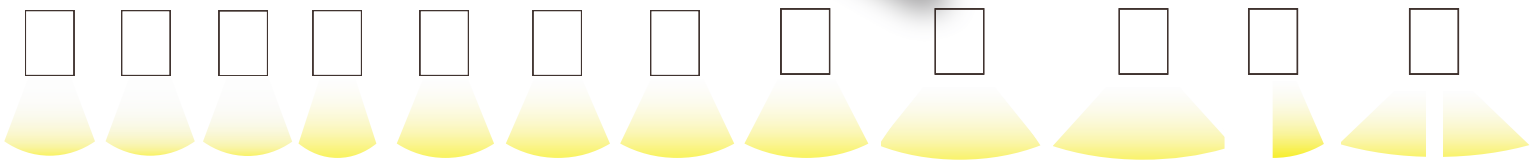

AU	PU	LU	OLL-40	OLL-60	OLL-70	OLL-90	OLL-110	OLL-145	OLL-165	OLL-A	OLL-DA
Acrylic ULTRA	Polycarbonate ULTRA	Low UGR	Linear OPTIK 40° Beam	Linear OPTIK 60° Beam	Linear OPTIK 70° Beam	Linear OPTIK 90° Beam	Linear OPTIK 110° Wide Beam	Linear OPTIK 145° Extra Wide Beam	Linear OPTIK 165° Extra Wide Beam	Linear OPTIK Asymmetric Beam	Linear OPTIK Double Asymmetric Beam

ORDER CODE

XERO														
1	2	3	4	5	6	7	8	9	10	11	12	13	14	15
XERO	TA	20	RE	20	DN									

ORDERING CODE EXAMPLE:

XERO	TA	20	RE	20	DN	AU	35	A0	UN	520	TB	WS6	SN	4'
1	2	3	4	5	6	7	8	9	10	11	12	13	14	15

POSITION 1 - BRAND: XERO

2. SERIES

TA	XTA Series

3. SIZE

20	2.0" Profile

4. SHAPE

RE	Recessed

5. IP RATING

20	IP20 - Indoor

6. DISTRIBUTION

DN	Downlight

7. DIFFUSER/OPTICS

AU	Acrylic ULTRA (IK08)
PU	Polycarbonate ULTRA (IK10)
LU	Low UGR diffuser
OLL-40	Linear OPTIK 40° Beam
OLL-60	Linear OPTIK 60° Beam
OLL-70	Linear OPTIK 70° Beam
OLL-90	Linear OPTIK 90° Beam
OLL-110	Linear OPTIK 110° Wide Beam
OLL-145	Linear OPTIK 145° Extra Wide Beam
OLL-165	Linear OPTIK 165° Extra Wide Beam
OLL-A	Linear OPTIK Asymmetric Beam
OLL-DA	Linear OPTIK Double Asymmetric Beam

*All distribution options are shown above with the code under the representative image

8. CCT

30	3000K Warm White / CRI 90
35	3500K Neutral White / CRI 90
40	4000K Cool White / CRI 90
RS	Proformax RGBW
TW	Tunable White (2700K - 6500K)

9. DRIVER

ND	Non-Dimmable Fixed Output
A0	0-10V Dimming
CS	Casambi Wireless
D6	DALI DT6
D8	DALI DT8

10. VOLTAGE

UN	120-277VAC Universal
23	230VAC
347	*347V

*347V may not be available in all configurations

11. LUMEN OUTPUT

520	520 Lumens per foot
880	880 Lumens per foot
1080	1080 Lumens per foot
1280	1280 Lumens per foot
1450	1450 Lumens per foot

12. BODY COLOR

TB	Texture Black
TW	Texture White
SV	Silver Kinetic Pearl
CC	*Custom Color

*See xerolightingusa.com/color-selector/

13. MOUNTING

WS6	Wire Suspension 6'
WS13	Wire Suspension 13'
RD3	Rod Suspension / stem mount 3'
RD6	Rod Suspension / stem mount 6'
RDxx	Rod Suspension / stem mount custom length. (Up to 7' maximum lengths (in inches))
RE	Drywall clips

14. OPTIONS

ET	*Integral Emergency Battery Pack
24	24 hour switch emergency circuit
DL	LED Downlight
SN	Sensor
RM	Remote Driver
NA	No Additional Options
JB	Junction box (for conduit entry)

*Minimum length for emergency pack is 45.079"
Emergency circuit and Night Light options are available.

15. LENGTH

2'	2' = 1' 10.441"
3'	3' = 2' 9.465"
4'	4' = 4' 2.000"
5'	5' = 5' 1.024"
6'	6' = 6' 0.047"
7'	7' = 6' 11.071"
8'	8' = 7' 10.094"
9'	9' = 9' 2.630"
10'	10' = 10' 1.654"
XX	Custom in xx" Increments
PAT	Pattern

Xero Linear Lighting Systems USA

General Inquiries
E: usasales@xerolighting.com
P: 480 999 1440
W: xerolightingusa.com

XERO Linear Lighting Systems

LIGHT SOURCE

Long life name brand LED chips and boards to ensure the highest quality while providing even and smooth illumination throughout our luminaires.
Xero luminaires are available in 3000K, 3500K, and 4000K color temperature as well as White Color Tuning (2700-6500K) and RGBW. 90 CRI available in all CCT options. Custom options on request.

LUMEN MAINTENANCE

The name-brand mid-power LEDs are projected to maintain 80% (L80) of their initial output for 80,000+ hours.

CONSTRUCTION

The housings are constructed of (6063T5) extruded aluminum. Our internal joiner system is designed to the highest standards to ensure our precision cut housings align and fit tightly without light leak. Our precision fitting end caps are constructed out of CNC machined aluminum, and have no visible screws.

FINISH

Polyester powder, low gloss textured paint finish applied after a multi-stage pretreatment. Standard luminaire finishes include white, silver, and black.Custom color options are available.
Consult factory or visit xerolightingusa.com/color-selector/ for more information.

CORNERS

Precision mitered and seam-welded corners are fully illuminated.

PATTERN GUIDE

W. PATTERN		X. TOTAL FEET OF PATTERN		Y. PATTERN CODE		Z. PATTERN ORIENTATION	
Pattern	PAT	“Enter length of each segment in pattern separated by an x”	AxB AxBxC	L Pattern Square or Rectangle T Pattern U Pattern X Pattern Z Pattern Custom Pattern - Sketch or Drawing Required (On sketch page attached)	L S T U X Z C	Horizontal Custom Pattern - Sketch or Drawing Required (On sketch page attached)	H C

NOTES

Dimensions for patterns are based on outside dimensions of the pattern.

Patterns in all cases will require a signed-off submittal prior to release of an order.

For patterns created against walls, the layout will be created using inside wall dimensions from drawings received.

PAT	12X24	L	H
W	X	Y	Z

PAT

Above code gets entered in “PAT” (section 15) LENGTH field of ordering guide.

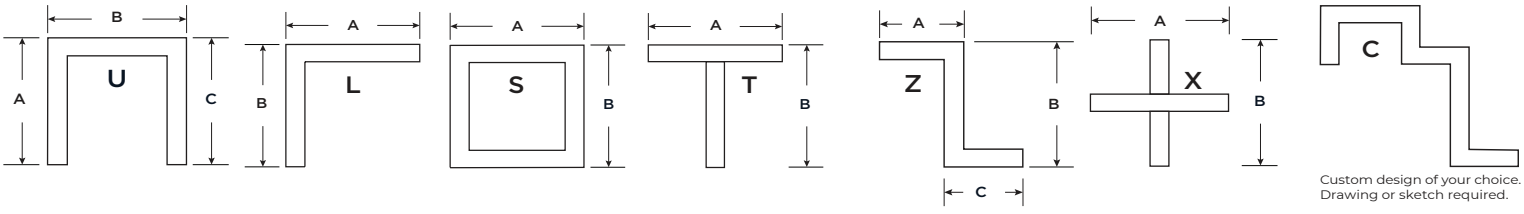

CONTINUOUS RUN ORDER GUIDES

Please use the following run guides for fixture ordering. If your product will require a submittal, our in-house Application Engineering Team will work closely with you on your project.

LINEAR LUMINAIRE OVERALL LENGTHS SCHEDULE

Nominal Length	Run Length in Inches	Run Length in Feet & Inches
2	22.441	1 ft 10.441 in
3	33.465	2 ft 9.465 in
4	50	4 ft 2.000 in
5	61.024	5 ft 1.024 in
6	72.047	6 ft 0.047 in
7	83.071	6 ft 11.071 in
8	94.094	7 ft 10.094 in
9	110.63	9 ft 2.630 in
10	121.654	10 ft 1.654 in
11	132.677	11 ft 0.677 in
12	143.701	11 ft 11.701 in
13	154.724	12 ft 10.724 in
14	165.748	13 ft 9.748 in
15	182.283	15 ft 2.283 in
16	193.307	16 ft 1.307 in
17	204.331	17 ft 0.331 in
18	215.354	17 ft 11.354 in
19	226.378	18 ft 10.378 in
20	237.402	19 ft 9.402 in
21	253.937	21 ft 1.937 in
22	264.961	22 ft 0.961 in
23	275.984	22 ft 11.984 in
24	287.008	23 ft 11.008 in
25	298.031	24 ft 10.031 in

LINEAR LUMINAIRE OVERALL LENGTHS SCHEDULE

Nominal Length	Run Length in Inches	Run Length in Feet & Inches
26	314.567	26 ft 2.567 in
27	325.591	27 ft 1.591 in
28	336.614	28 ft 0.614 in
29	347.638	28 ft 11.638 in
30	358.661	29 ft 10.661 in
31	369.685	30 ft 9.685 in
32	386.22	32 ft 2.220 in
33	397.244	33 ft 1.244 in
34	408.268	34 ft 0.268 in
35	419.291	34 ft 11.291 in
36	430.315	35 ft 10.315 in
37	441.339	36 ft 9.339 in
38	457.874	38 ft 1.874 in
39	468.898	39 ft 0.898 in
40	479.921	39 ft 11.921 in
41	490.945	40 ft 10.945 in
42	501.969	41 ft 9.969 in
43	518.504	43 ft 2.504 in
44	529.528	44 ft 1.528 in
45	540.551	45 ft 0.551 in
46	551.575	45 ft 11.575 in
47	562.598	46 ft 10.598 in
48	573.622	47 ft 9.622 in
49	590.157	49 ft 2.157 in
50	601.181	50 ft 1.181 in

OPTICS

Snap in, acrylic ultra, polycarbonate ultra, low glare UGR, or linear optic lenses with beam distributions available.

DRIVERS

Dimming options are available down to 1% depending on driver selection. Non-dimmable fixed output is also available.

EMERGENCY

Integral factory-installed emergency battery packs are available.

LUMINAIRE WEIGHT

Standard configuration runs are 2.0lb per foot

Custom Design Sketch

